



MICKEY MOUSE CLUBHOUSE

Age 3+
2 to 4 Players



Join us on Facebook:
facebook.com/WonderForge



Follow us on Twitter:
@wonderforge

Surprise Slides

GAME

Rules

CONTENTS: 1 Game Board,
4 Double-Sided Slide Tiles,
4 Movers, 4 Mover Bases,
1 Spinner, 1 Game Rules Manual

Object

Be the first player to get to the Finish space.



Set Up

1. Unfold the game board and set it on a flat surface (like a table or a very low carpet).
2. Each player chooses a character mover (Mickey, Minnie, Goofy, or Donald).
3. Insert the movers into the mover bases, and place them at the entrance to the park.
4. Insert the Slide Tiles into the holes in the game board. It doesn't matter which one goes where, or which side faces up, just put them wherever you want!



The youngest player goes first.



over →


On Your Turn Spin the spinner:

If you spin a color , move your mover to the next space matching that color. More than one mover can share a space.

If you spin , take out each Slide Tile, **flip** it over, and put it back where it was in the game board. Then **SPIN AGAIN!**


If you spin , take out all the Slide Tiles, **mix** them up, and put them back into the holes on the game board wherever you want. Then **SPIN AGAIN!**

If you spin , move to the next slide space  and follow the slide to the end. Sometimes the slide will take you forward, and sometimes it will take you backward. It's a surprise!



Ending the Game

The first player to get to the Finish space is the winner!



©Disney
Visit DisneyJunior.com

www.wonderforge.com

Rules: © 2013 Wonder Forge Inc. All rights reserved.

USe01

 **WARNING:**
CHOKING HAZARD--Small parts.
Not for children under 3 years.